

PORTIMAO MotoGP™ OFFICIAL TEST
Day 2 Practice
Classification

6

	Rider	Nation	Team	Motorcycle	Time	Lap Total	Gap	Top Speed
1	1 Francesco BAGNAIA	ITA	Ducati Lenovo Team	DUCATI	1'38.154	21 45		340.6
2	5 Johann ZARCO	FRA	Prima Pramac Racing	DUCATI	1'38.345	34 35	0.191 0.191	339.6
3	73 Alex MARQUEZ	SPA	Gresini Racing MotoGP	DUCATI	1'38.402	41 48	0.248 0.057	341.7
4	89 Jorge MARTIN	SPA	Prima Pramac Racing	DUCATI	1'38.434	30 41	0.280 0.032	339.6
5	88 Miguel OLIVEIRA	POR	CryptoDATA RNF MotoGP Team	APRILIA	1'38.584	35 36	0.430 0.150	343.9
6	12 Maverick VIÑALES	SPA	Aprilia Racing	APRILIA	1'38.678	26 33	0.524 0.094	343.9
7	41 Aleix ESPARGARO	SPA	Aprilia Racing	APRILIA	1'38.850	11 24	0.696 0.172	340.6
8	25 Raul FERNANDEZ	SPA	CryptoDATA RNF MotoGP Team	APRILIA	1'38.854	20 39	0.700 0.004	338.5
9	23 Enea BASTIANINI	ITA	Ducati Lenovo Team	DUCATI	1'38.889	28 38	0.735 0.035	341.7
10	10 Luca MARINI	ITA	Mooney VR46 Racing Team	DUCATI	1'38.893	10 30	0.739 0.004	339.6
11	36 Joan MIR	SPA	Repsol Honda Team	HONDA	1'39.004	28 38	0.850 0.111	334.3
12	20 Fabio QUARTARARO	FRA	Monster Energy Yamaha MotoGP	YAMAHA	1'39.049	37 45	0.895 0.045	339.6
13	72 Marco BEZZECCHI	ITA	Mooney VR46 Racing Team	DUCATI	1'39.063	38 40	0.909 0.014	339.6
14	42 Alex RINS	SPA	LCR Honda CASTROL	HONDA	1'39.158	42 49	1.004 0.095	340.6
15	30 Takaaki NAKAGAMI	JPN	LCR Honda IDEMITSU	HONDA	1'39.309	23 32	1.155 0.151	335.4
16	44 Po Espargaro	SPA	GASGAS Factory Racing Tech3	KTM	1'39.526	18 35	1.372 0.217	338.5
17	93 Marc MARQUEZ	SPA	Repsol Honda Team	HONDA	1'39.552	13 31	1.398 0.026	341.7
18	37 Augusto FERNANDEZ	SPA	GASGAS Factory Racing Tech3	KTM	1'39.667	42 43	1.513 0.115	336.4
19	21 Franco MORBIDELLI	ITA	Monster Energy Yamaha MotoGP	YAMAHA	1'39.913	26 39	1.759 0.246	335.4
20	33 Brad BINDER	RSA	Red Bull KTM Factory Racing	KTM	1'40.029	23 26	1.875 0.116	337.5
21	43 Jack MILLER	AUS	Red Bull KTM Factory Racing	KTM	1'40.079	28 36	1.925 0.050	336.4
22	51 Michele PIRRO	ITA	Ducati Team	DUCATI	1'40.616	16 33	2.462 0.537	335.4
No time set								
	6 Stefan BRADL	GER	Honda Test Team	HONDA				
	49 Fabio DI GIANNANTONIO	ITA	Gresini Racing MotoGP	DUCATI				

Practice condition: Dry
Air: 24°
Humidity: 50%
Ground: 38°

Fastest Lap:	Lap: 21	Francesco BAGNAIA	1'38.154	168.4 Km/h
Best Race Lap:	2022	Fabio QUARTARARO	1'39.435	166.2 Km/h
All Time Lap Record:	2021	Francesco BAGNAIA	1'38.725	167.4 Km/h

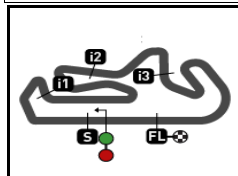
The results are provisional until the end of the limit for protest and appeals.

Time limit for protest expires 30' after publication of the results - Time:

These data/results cannot be reproduced, stored and/or transmitted in whole or in part by any manner of electronic, mechanical, photocopying, recording, broadcasting or otherwise now known or herein after developed without the previous express consent by the copyright owner, except for reproduction in daily press and regular printed publications on sale to the public within 60 days of the event related to those data/results and always provided that copyright symbol appears together as follows below.

© DORNA, 2023






4592 m.

PORTIMAO MotoGP™ OFFICIAL TEST

Day 2 Practice

Combined Free Practice Times

7

		Rider	Nation	Team	MOTORCYCLE	P1	P2	Gap
1	1	F.BAGNAIA	ITA	Ducati Lenovo Team	DUCATI	1'38.771 77	1'38.154 21	
2	5	J.ZARCO	FRA	Prima Pramac Racing	DUCATI	1'39.716 44	1'38.345 34	0.191 0.191
3	73	A.MARQUEZ	SPA	Gresini Racing MotoGP	DUCATI	1'39.336 56	1'38.402 41	0.248 0.057
4	89	J.MARTIN	SPA	Prima Pramac Racing	DUCATI	1'39.643 38	1'38.434 30	0.280 0.032
5	88	M.OLIVEIRA	POR	CryptoDATA RNF MotoGP Team	APRILIA	1'39.466 59	1'38.584 35	0.430 0.150
6	12	M.VIÑALES	SPA	Aprilia Racing	APRILIA	1'39.025 71	1'38.678 26	0.524 0.094
7	41	A.ESPARGARO	SPA	Aprilia Racing	APRILIA	1'39.648 59	1'38.850 11	0.696 0.172
8	25	R.FERNANDEZ	SPA	CryptoDATA RNF MotoGP Team	APRILIA	1'39.460 62	1'38.854 20	0.700 0.004
9	23	E.BASTIANINI	ITA	Ducati Lenovo Team	DUCATI	1'40.009 27	1'38.889 28	0.735 0.035
10	10	L.MARINI	ITA	Mooney VR46 Racing Team	DUCATI	1'39.005 58	1'38.893 10	0.739 0.004
11	36	J.MIR	SPA	Repsol Honda Team	HONDA	1'39.776 74	1'39.004 28	0.850 0.111
12	20	F.QUARTARARO	FRA	Monster Energy Yamaha MotoGP	YAMAHA	1'39.614 88	1'39.049 37	0.895 0.045
13	72	M.BEZZECCHI	ITA	Mooney VR46 Racing Team	DUCATI	1'39.608 62	1'39.063 38	0.909 0.014
14	42	A.RINS	SPA	LCR Honda CASTROL	HONDA	1'39.646 66	1'39.158 42	1.004 0.095
15	30	T.NAKAGAMI	JPN	LCR Honda IDEMITSU	HONDA	1'40.642 68	1'39.309 23	1.155 0.151
16	44	P.ESPARGARO	SPA	GASGAS Factory Racing Tech3	KTM	1'40.507 58	1'39.526 18	1.372 0.217
17	93	M.MARQUEZ	SPA	Repsol Honda Team	HONDA	1'40.170 35	1'39.552 13	1.398 0.026
18	49	F.DI GIANNANTO	ITA	Gresini Racing MotoGP	DUCATI	1'39.641 32		1.487 0.089
19	37	A.FERNANDEZ	SPA	GASGAS Factory Racing Tech3	KTM	1'40.771 63	1'39.667 42	1.513 0.026
20	21	F.MORBIDELLI	ITA	Monster Energy Yamaha MotoGP	YAMAHA	1'40.414 75	1'39.913 26	1.759 0.246
21	33	B.BINDER	RSA	Red Bull KTM Factory Racing	KTM	1'39.923 58	1'40.029 23	1.769 0.010
22	43	J.MILLER	AUS	Red Bull KTM Factory Racing	KTM	1'39.987 57	1'40.079 28	1.833 0.064
23	6	S.BRADL	GER	Honda Test Team	HONDA	1'40.162 58		2.008 0.175
24	51	M.PIRRO	ITA	Ducati Team	DUCATI	1'40.336 45	1'40.616 16	2.182 0.174

Pole Position Record:	2021	Francesco BAGNAIA	1'38.725	167.4 Km/h
Best Race Lap:	2022	Fabio QUARTARARO	1'39.435	166.2 Km/h
All Time Lap Record:	2021	Francesco BAGNAIA	1'38.725	167.4 Km/h

The results are provisional until the end of the limit for protest and appeals.

Time limit for protest expires 60' after publication of the results - Time:

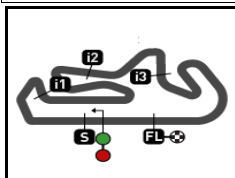
These data/results cannot be reproduced, stored and/or transmitted in whole or in part by any manner of electronic, mechanical, photocopying, recording, broadcasting or otherwise now known or herein after developed without the previous express consent by the copyright owner, except for reproduction in daily press and regular printed publications on sale to the public within 60 days of the event related to those data/results and always provided that copyright symbol appears together as follows below.

© DORNA, 2023

Official MotoGP Timing by **TISSOT**
www.motogp.com

Portimao, Sunday, March 12, 2023





4592 m.

PORTIMAO MotoGP™ OFFICIAL TEST

Day 2 Practice

Top Speed & Average

8



<i>Rider</i>	<i>Nation</i>	<i>Motorcycle</i>	<i>Top 5 speeds</i>					<i>Average</i>	<i>Top</i>
12 Maverick VIÑALES	SPA	APRILIA	343.9	341.7	340.6	340.6	340.6	341.5	343.9
88 Miguel OLIVEIRA	POR	APRILIA	343.9	341.7	340.6	339.6	339.6	340.2	343.9
23 Enea BASTIANINI	ITA	DUCATI	341.7	340.6	340.6	340.6	340.6	340.8	341.7
73 Alex MARQUEZ	SPA	DUCATI	341.7	340.6	340.6	340.6	340.6	340.8	341.7
93 Marc MARQUEZ	SPA	HONDA	341.7	340.6	339.6	338.5	338.5	339.6	341.7
1 Francesco BAGNAIA	ITA	DUCATI	340.6	340.6	339.6	339.6	339.6	339.9	340.6
41 Aleix ESPARGARO	SPA	APRILIA	340.6	340.6	340.6	339.6	339.6	340.1	340.6
42 Alex RINS	SPA	HONDA	340.6	337.5	335.4	335.4	334.3	335.8	340.6
5 Johann ZARCO	FRA	DUCATI	339.6	339.6	338.5	337.5	337.5	338.1	339.6
10 Luca MARINI	ITA	DUCATI	339.6	337.5	337.5	337.5	337.5	337.8	339.6
20 Fabio QUARTARARO	FRA	YAMAHA	339.6	337.5	336.4	336.4	336.4	336.9	339.6
72 Marco BEZZECCHI	ITA	DUCATI	339.6	339.6	339.6	339.6	338.5	338.8	339.6
89 Jorge MARTIN	SPA	DUCATI	339.6	339.6	339.6	339.6	339.6	339.6	339.6
25 Raul FERNANDEZ	SPA	APRILIA	338.5	337.5	337.5	337.5	336.4	336.8	338.5
44 Pol ESPARGARO	SPA	KTM	338.5	338.5	337.5	337.5	336.4	337.2	338.5
33 Brad BINDER	RSA	KTM	337.5	337.5	337.5	337.5	336.4	337.0	337.5
37 Augusto FERNANDEZ	SPA	KTM	336.4	336.4	335.4	335.4	335.4	335.7	336.4
43 Jack MILLER	AUS	KTM	336.4	336.4	334.3	334.3	334.3	335.0	336.4
21 Franco MORBIDELLI	ITA	YAMAHA	335.4	335.4	335.4	334.3	334.3	334.8	335.4
30 Takaaki NAKAGAMI	JPN	HONDA	335.4	335.4	334.3	333.3	333.3	333.8	335.4
51 Michele PIRRO	ITA	DUCATI	335.4	335.4	335.4	334.3	333.3	334.8	335.4
36 Joan MIR	SPA	HONDA	334.3	333.3	332.3	330.2	330.2	331.0	334.3

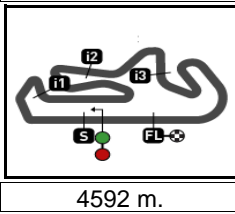
These data/results cannot be reproduced, stored and/or transmitted in whole or in part by any manner of electronic, mechanical, photocopying, recording, broadcasting or otherwise now known or herein after developed without the previous express consent by the copyright owner, except for reproduction in daily press and regular printed publications on sale to the public within 60 days of the event related to those data/results and always provided that copyright symbol appears together as follows below.

© DORNA, 2023

Official MotoGP Timing by **TISSOT**
www.motogp.com



Portimao, Sunday, March 12, 2023



PORTIMAO MotoGP™ OFFICIAL TEST
Day 2 Practice
Chronological Analysis of Performances

9

* Lap / Sector time cancelled T1 Time from finish line to 1st intermediate T3 Time from 2nd intermed. to 3rd intermed.
P Crossing the finish line in pit lane T2 Time from 1st intermed. to 2nd intermed. T4 Time from 3rd intermediate to finish line

Lap	Lap Time	T1	T2	T3	T4	Speed	Lap	Lap Time	T1	T2	T3	T4	Speed
1st	1	Francesco BAGNAI Ducati Lenovo Team ITA					44	1'39.197	20.551	31.692	15.044	31.910	338.5
		Runs=5 Total laps=45 Full laps=35 Valid laps=35					45	1'55.714 P	22.558	37.302	16.127	39.727	338.5
1	15'59.993	21.218	34.740	15.985	32.740		2nd	5	Johann ZARCO Prima Pramac Racing FRA				
2	1'41.030	20.965	32.507	15.408	32.150	336.4			Runs=8 Total laps=35 Full laps=21 Valid laps=22				
3	1'39.728	20.587	31.989	15.186	31.966	337.5		unfinished	21.792				
4	1'39.737	20.653	31.843	15.250	31.991	336.4	1	1'48.282	22.330	36.257	16.537	33.158	
5	1'39.373	20.507	31.804	15.143	31.919	338.5	2	1'43.422	21.628	33.284	16.076	32.434	332.3
6	1'43.011	20.615	33.851	15.982	32.563	338.5	3	1'41.028	21.228	32.392	15.359	32.049	335.4
7	1'47.404 P	20.619	32.612	16.320	37.853	338.5	4	1'40.358	20.919	32.199	15.271	31.969	333.3
8	18'58.795	22.083	34.450	16.079	32.836		5	1'49.126 P	20.943	34.528	16.044	37.611	336.4
9	1'41.378	20.775	32.477	15.598	32.528	335.4	6	21'56.137	22.076	34.538	15.961	32.734	
10	1'48.740 P	20.865	32.134	15.354	40.387	336.4	7	1'40.489	20.974	32.314	15.295	31.906	333.3
11	26'25.059	21.470	34.447	15.890	32.779		8	1'43.993	23.661	32.700	15.449	32.183	335.4
12	1'40.433	20.723	32.209	15.305	32.196	338.5	9	1'39.936	20.761	32.008	15.225	31.942	336.4
13	1'39.543	20.575	31.795	15.144	32.029	339.6	10	1'53.533 P	24.908	35.223	16.409	36.993	336.4
14	1'39.721	20.611	31.824	15.203	32.083	339.6	11	14'25.816	21.433	34.227	15.760	32.167	
15	1'39.293	20.624	31.670	15.121	31.878	338.5	12	1'40.030	20.851	31.948	15.327	31.904	336.4
16	1'39.114	20.537	31.664	15.060	31.853	338.5	13	1'39.336	20.680	31.796	15.171	31.689	336.4
17	1'52.952 P	22.927	33.398	16.144	40.483	339.6	14	1'39.237	20.667	31.725	15.148	31.697	337.5
18	43'56.978	22.223	34.098	15.726	32.416		15	1'39.284	20.687	31.748	15.127	31.722	336.4
19	1'38.706	20.500	31.632	15.003	31.571	337.5	16	1'55.022 P	23.914	35.866	16.533	38.709	337.5
20	1'38.501	20.492	31.555	14.991	31.463	338.5	17	25'20.027	22.601	36.003	15.819	32.883	
21	1'38.154	20.386	31.349	14.981	31.438	339.6	18	1'43.046	23.063	32.288	15.281	32.414	335.4
22	1'40.201	20.545	32.853	15.136	31.667	338.5	19	1'40.142	20.866	31.930	15.231	32.115	337.5
23	1'38.849	20.455	31.563	15.016	31.815	339.6	20	1'52.729 P	20.703	35.384	17.163	39.479	337.5
24	1'39.144	20.531	31.717	15.117	31.779	338.5	21	13'44.014	37.754	33.878	16.410	32.525	
25	1'38.928	20.497	31.588	15.039	31.804	340.6	22	1'41.614	21.642	32.569	15.386	32.017	335.4
26	1'39.032	20.607	31.560	15.035	31.830	338.5	23	1'40.352	20.902	32.214	15.287	31.949	336.4
27	1'39.162	20.635	31.580	15.045	31.902	338.5	24	1'39.815	20.833	31.860	15.272	31.850	337.5
28	1'39.348	20.639	31.710	15.064	31.935	338.5	25	2'01.000 P	29.124	36.401	16.175	39.300	333.3
29	1'39.591	20.713	31.628	15.160	32.090	337.5	26	36'39.231	33.539	34.291	15.798	32.553	
30	1'39.523	20.559	31.796	15.148	32.020	338.5	27	1'40.016	20.860	32.038	15.193	31.925	335.4
31	1'53.818 P	24.324	33.690	16.153	39.651	340.6	28	1'40.637	20.909	32.038	15.370	32.320	336.4
32	35'31.286	22.653	35.148	16.106	32.743		29	1'39.740	20.773	31.874	15.184	31.909	336.4
33	1'41.509	20.807	32.308	15.456	32.938	338.5	30	1'42.717	20.908	34.169	15.215	32.425	334.3
34	1'39.784	20.706	31.849	15.220	32.009	337.5	31	1'55.807 P	20.790	39.873	16.581	38.563	339.6
35	1'43.809	22.944	33.219	15.437	32.209	337.5	32	11'17.221	21.018	33.242	15.329	31.864	
36	1'39.476	20.714	31.757	15.075	31.930	336.4	33	1'38.671	20.521	31.704	15.024	31.422	338.5
37	1'39.585	20.586	31.827	15.109	32.063	337.5	34	1'38.345	20.464	31.385	14.944	31.552	339.6
38	1'39.394	20.553	31.758	15.065	32.018	336.4	35	1'50.257 P	22.557	34.295	15.787	37.618	337.5
39	1'39.281	20.663	31.695	15.014	31.909	336.4	3rd	73	Alex MARQUEZ Gresini Racing MotoGP SPA				
40	1'39.371	20.587	31.774	15.108	31.902	334.3			Runs=8 Total laps=48 Full laps=32 Valid laps=35				
41	1'39.342	20.527	31.675	15.102	32.038	337.5	1	36'00.581	22.653	35.186	16.355	33.588	
42	1'39.387	20.695	31.643	15.050	31.999	337.5	2	1'41.845	20.973	32.698	15.675	32.499	335.4
43	1'39.585	20.730	31.757	15.058	32.040	338.5							

Fastest Lap: Francesco BAGNAIA Ducati Lenovo Team ITA **1'38.154** 20.386 31.349 14.981 31.438

These data/results cannot be reproduced, stored and/or transmitted in whole or in part by any manner of electronic, mechanical, photocopying, recording, broadcasting or otherwise now known or herein after developed without the previous express consent by the copyright owner, except for reproduction in daily press and regular printed publications on sale to the public within 60 days of the event related to those data/results and always provided that copyright symbol appears together as follows below.
© DORNA, 2023



Day 2 Practice

MotoGP

Lap	Lap Time	T1	T2	T3	T4	Speed	Lap	Lap Time	T1	T2	T3	T4	Speed
3	1'41.023	20.858	32.401	15.408	32.356	336.4	7	9'24.994	21.737	35.607	15.749	33.101	
4	1'40.043	20.765	31.993	15.301	31.984	336.4	8	1'40.682	21.163	32.126	15.252	32.141	337.5
5	1'43.116	22.488	32.806	15.546	32.276	338.5	9	1'39.475	20.630	31.686	15.244	31.915	337.5
6	1'39.264	20.537	31.701	15.118	31.908	337.5	10	1'39.380	20.593	31.645	15.259	31.883	337.5
7	1'49.024 P	21.575	32.936	15.647	38.866	337.5	11	1'41.697	21.115	32.915	15.384	32.283	337.5
8	15'33.200	23.065	34.209	16.041	33.085		12	1'39.347	20.639	31.694	15.166	31.848	337.5
9	1'40.626	20.755	32.351	15.393	32.127	335.4	13	1'38.940	20.487	31.654	15.087	31.712	339.6
10	1'39.974	20.622	32.030	15.300	32.022	336.4	14	1'53.147 P	22.671	33.653	16.301	40.522	339.6
11	1'40.219	20.988	31.857	15.279	32.095	337.5	15	9'23.625	22.370	34.903	15.838	32.868	
12	1'39.525	20.488	31.831	15.192	32.014	337.5	16	1'40.197	20.757	32.118	15.268	32.054	336.4
13	1'39.652	20.580	31.796	15.259	32.017	337.5	17	1'39.726	20.735	31.859	15.235	31.897	337.5
14	1'50.638 P	22.182	33.327	15.806	39.323	338.5	18	1'39.528	20.679	31.836	15.116	31.897	339.6
15	16'43.928	22.661	34.161	16.049	32.878		19	1'39.726	20.750	31.846	15.197	31.933	339.6
16	1'41.265	21.274	32.454	15.375	32.162	336.4	20	1'57.674 P	23.339	34.602	17.708	42.025	337.5
17	1'39.868	20.647	32.064	15.210	31.947	338.5	21	19'46.791	23.676	35.132	16.164	33.317	
18	1'39.450	20.595	31.759	15.150	31.946	336.4	22	1'41.341	21.176	32.311	15.433	32.421	336.4
19	1'39.728	20.545	31.700	15.341	32.142	339.6	23	1'39.987	20.740	31.901	15.302	32.044	338.5
20	1'39.452	20.555	31.668	15.145	32.084	339.6	24	1'40.377	20.689	31.648	15.199	32.841	339.6
21	1'47.638 P	22.071	32.264	15.423	37.880	338.5	25	1'39.614	20.634	31.688	15.169	32.123	338.5
22	16'22.784	21.863	36.068	15.824	32.447		26	1'39.927	20.744	31.820	15.199	32.164	339.6
23	1'39.940	20.671	32.124	15.233	31.912	336.4	27	2'01.320 P	25.111	35.628	16.845	43.736	337.5
24	1'38.717	20.504	31.535	15.056	31.622	337.5	28	12'59.343	23.476	35.006	16.060	33.015	
25	1'39.250	20.622	31.734	15.031	31.863	339.6	29	1'41.975	21.014	32.527	16.254	32.180	335.4
unfinished	20.580	31.697				337.5	30	1'38.434	20.491	31.356	15.037	31.550	338.5
26	1'47.751	22.393	34.913	16.281	34.164		31	1'38.461	20.481	31.402	14.943	31.635	335.4
27	1'41.085	21.024	32.338	15.485	32.238	337.5	32	1'56.047 P	23.752	34.036	17.058	41.201	338.5
28	1'39.797	20.699	31.874	15.264	31.960	339.6	33	20'30.884	22.537	34.818	15.911	36.143	
29	1'41.001	21.216	32.310	15.265	32.210	339.6	34	1'44.039	20.911	35.567	15.461	32.100	335.4
30	1'39.665	20.609	31.854	15.183	32.019	338.5	35	1'39.333	20.661	31.692	15.162	31.818	338.5
31	1'39.741	20.587	31.859	15.243	32.052	340.6	36	1'39.170	20.620	31.579	15.092	31.879	339.6
32	1'43.024	22.539	32.523	15.501	32.461	338.5	37	1'39.458	20.616	31.810	15.100	31.932	338.5
33	1'39.760	20.584	31.829	15.312	32.035	339.6	38	1'48.949	23.937	35.389	16.027	33.596	339.6
34	1'48.404 P	21.823	32.938	15.560	38.083	340.6	39	1'40.074	20.854	31.814	15.245	32.161	336.4
35	15'07.713	23.058	33.400	15.584	32.300		40	1'39.577	20.698	31.680	15.210	31.989	338.5
36	1'38.635	20.470	31.489	15.091	31.585	340.6	41	2'01.268 P	22.510	35.188	17.269	46.301	338.5
37	1'39.822	20.516	31.358	15.456	32.492	340.6							
38	1'45.387 P	20.503	31.607	15.535	37.742	341.7							
39	4'31.633	21.429	32.753	15.410	31.952								
40	1'40.461	20.402	31.459	15.021	33.579	338.5							
41	1'38.402	20.433	31.494	15.019	31.456	339.6							
42	1'53.164 P	22.222	34.631	15.929	40.382	336.4							
43	10'20.273	22.238	33.440	15.961	32.572								
44	1'39.795	20.743	31.897	15.323	31.832	337.5							
45	1'42.264	22.478	32.390	15.473	31.923	338.5							
46	1'39.350	20.462	31.736	15.302	31.850	338.5							
47	1'39.475	20.594	31.783	15.272	31.826	339.6							
48	1'49.271 P	21.762	33.626	15.767	38.116	339.6							

5th 88 Miguel OLIVEIRA CryptoDATA RNF Mot POR
 Runs=7 Total laps=36 Full laps=22 Valid laps=22

1	19'21.695	23.085	35.502	16.621	35.788	
2	1'42.512	21.516	32.993	15.580	32.423	336.4
3	1'44.365	23.793	32.791	15.516	32.265	338.5
4	1'41.105	21.196	32.188	15.546	32.175	336.4
5	1'40.164	20.975	31.891	15.302	31.996	336.4
6	1'40.027	20.875	31.881	15.282	31.989	337.5
7	1'52.264 P	23.697	34.337	16.459	37.771	337.5
8	18'55.546	25.276	35.420	16.097	32.653	
9	1'40.678	20.935	32.063	15.494	32.186	339.6
10	1'44.353	21.905	34.617	15.576	32.255	339.6
11	1'39.906	20.717	31.871	15.326	31.992	340.6
12	1'48.543 P	21.856	33.638	16.076	36.973	339.6
13	11'38.271	23.850	34.123	16.309	32.529	
14	1'40.682	20.892	32.146	15.477	32.167	337.5
15	1'40.237	20.867	31.983	15.325	32.062	337.5
16	1'39.891	20.812	31.861	15.282	31.936	338.5
17	1'39.897	20.790	31.814	15.283	32.010	338.5
18	1'48.999 P	21.871	34.004	16.304	36.820	337.5

4th 89 Jorge MARTIN Prima Pramac Racing SPA
 Runs=6 Total laps=41 Full laps=29 Valid laps=29

1	30'19.318	22.590	35.605	16.230	33.637	
2	1'42.964	21.579	32.880	15.877	32.628	333.3
3	1'40.943	20.757	32.440	15.467	32.279	336.4
4	1'39.581	20.655	31.844	15.158	31.924	338.5
5	1'39.342	20.535	31.791	15.134	31.882	338.5
6	1'48.487 P	21.729	33.303	15.442	38.013	338.5

Fastest Lap: Francesco BAGNAIA Ducati Lenovo Team ITA **1'38.154** 20.386 31.349 14.981 31.438

These data/results cannot be reproduced, stored and/or transmitted in whole or in part by any manner of electronic, mechanical, photocopying, recording, broadcasting or otherwise now known or herein after developed without the previous express consent by the copyright owner, except for reproduction in daily press and regular printed publications on sale to the public within 60 days of the event related to those data/results and always provided that copyright symbol appears together as follows below.
 © DORNA, 2023



Day 2 Practice

MotoGP

Lap	Lap Time	T1	T2	T3	T4	Speed	Lap	Lap Time	T1	T2	T3	T4	Speed
19	18'36.796	24.025	33.687	15.642	32.346		7th	41	Aleix ESPARGARO	Aprilia Racing	SPA		
20	1'39.486	20.759	31.755	15.249	31.723	339.6	Runs=5	Total laps=24	Full laps=14	Valid laps=14			
21	1'39.609	20.728	31.538	15.192	32.151	341.7	1	1:05'52.758	21.099	34.823	16.583	34.875	
22	1'39.088	20.680	31.454	15.188	31.766	339.6	2	1'42.428	21.290	32.813	15.902	32.423	332.3
23	1'49.098 P	23.376	33.368	15.739	36.615	339.6	3	1'41.159	20.980	32.508	15.500	32.171	337.5
24	22'21.399	22.880	33.349	15.932	32.514		4	1'44.814	23.929	33.212	15.549	32.124	339.6
25	1'39.799	20.787	31.931	15.247	31.834	337.5	5	1'40.249	20.705	32.355	15.336	31.853	338.5
26	1'39.703	20.786	31.743	15.178	31.996	336.4	6	1'39.671	20.749	31.981	15.264	31.677	335.4
27	1'39.471	20.707	31.732	15.197	31.835	337.5	7	1'56.193 P	22.880	34.790	16.902	41.621	328.2
28	1'50.477 P	22.232	33.979	16.406	37.860	339.6	8	10'59.352	20.926	33.483	15.774	32.149	
29	19'07.830	23.924	33.722	15.847	32.739		9	1'42.255	22.213	32.647	15.448	31.947	340.6
30	1'41.867	20.882	32.031	15.311	33.643	338.5	10	1'40.995	20.657	32.954	15.596	31.788	338.5
31	1'39.630	20.719	31.753	15.231	31.927	343.9	11	1'38.850	20.582	31.699	15.151	31.418	339.6
32	1'48.186 P	22.284	33.143	15.861	36.898	338.5	12	1'54.473 P	23.123	34.143	16.018	41.189	340.6
33	17'49.486	22.207	33.446	15.717	32.102		13	34'05.996	20.950	34.037	16.056	35.076	
34	1'38.822	20.581	31.596	15.073	31.572	339.6	14	1'41.406	21.306	32.411	15.521	32.168	338.5
35	1'38.584	20.559	31.379	15.042	31.604	339.6	15	1'41.545	21.097	32.426	15.504	32.518	333.3
36	1'45.427 P	20.544	31.325	16.202	37.356	339.6	16	1'52.684 P	22.321	34.290	16.045	40.028	332.3
6th	12	Maverick VIÑALES	Aprilia Racing	SPA			17	1:01'42.502	21.056	33.806	15.728	32.631	
Runs=6	Total laps=33	Full laps=21	Valid laps=21				18	1'40.152	20.856	31.950	15.280	32.066	339.6
1	1:37'35.346	21.416	33.353	15.897	32.821		19	1'39.863	20.779	32.023	15.244	31.817	338.5
2	1'40.151	20.808	32.000	15.404	31.939	343.9	20	1'39.462	20.714	31.842	15.214	31.692	336.4
3	1'40.391	20.914	31.938	15.459	32.080	341.7	21	1'54.773 P	22.415	34.266	16.544	41.548	340.6
4	1'43.142	20.743	34.141	15.801	32.457	340.6	22	27'33.118	22.099	33.497	15.972	32.467	
5	1'40.161	20.828	31.910	15.302	32.121	339.6	23	1'40.278	20.891	32.163	15.329	31.895	336.4
6	1'41.931	20.840	31.796	16.145	33.150	339.6	24	1'53.293 P	22.646	34.182	16.887	39.578	335.4
7	1'53.530 P	20.768	37.366	16.783	38.613	339.6	8th	25	Raul FERNANDEZ	CryptoDATA RNF Mot	SPA		
8	22'43.760	20.927	32.831	15.849	32.459		Runs=6	Total laps=39	Full laps=27	Valid laps=27			
9	1'40.518	20.984	32.059	15.362	32.113	337.5	1	22'14.824	21.537	34.983	16.070	32.934	
10	1'41.436	20.844	32.018	16.184	32.390	337.5	2	1'40.997	21.019	32.428	15.310	32.240	333.3
11	1'39.959	20.780	31.863	15.317	31.999	337.5	3	1'40.355	20.864	32.092	15.331	32.068	334.3
12	1'50.155 P	20.787	33.218	16.317	39.833	336.4	4	1'40.216	20.908	31.974	15.310	32.024	333.3
13	11'24.044	21.257	32.974	15.782	32.457		5	1'39.741	20.753	31.913	15.154	31.921	334.3
14	1'40.601	20.831	31.935	15.337	32.498	339.6	6	1'51.492 P	21.847	33.177	15.947	40.521	337.5
15	1'41.529	21.802	32.177	15.462	32.088	340.6	7	12'13.771	21.952	33.940	15.718	32.656	
16	1'44.128	23.051	33.420	15.487	32.170	340.6	8	1'43.514	23.175	32.642	15.380	32.317	335.4
17	1'40.036	20.781	31.889	15.328	32.038	339.6	9	1'39.969	20.710	32.014	15.228	32.017	335.4
18	1'39.742	20.658	31.844	15.251	31.989	338.5	10	1'39.924	20.680	31.928	15.213	32.103	336.4
19	1'51.978 P	21.934	33.870	16.747	39.427	339.6	11	1'40.059	20.809	31.912	15.257	32.081	335.4
20	15'30.642	21.382	33.528	15.945	32.566		12	1'54.013 P	20.857	31.817	17.074	44.265	334.3
21	1'40.462	21.030	32.021	15.348	32.063	337.5	13	23'03.419	22.179	34.685	15.982	32.651	
22	1'39.917	20.740	31.782	15.295	32.100	338.5	14	1'40.822	20.984	32.107	15.377	32.354	337.5
23	1'44.184	23.614	32.957	15.414	32.199	339.6	15	1'39.855	20.791	31.808	15.269	31.987	336.4
24	1'50.693 P	23.742	32.446	15.395	39.110	337.5	16	1'39.709	20.654	31.907	15.239	31.909	336.4
25	17'37.943	20.846	32.430	15.404	31.883		17	1'39.715	20.697	31.871	15.198	31.949	335.4
26	1'38.678	20.481	31.511	15.082	31.604	338.5	18	1'53.578 P	22.253	34.177	16.160	40.988	335.4
27	1'44.423	20.573	33.945	16.583	33.322	336.4	19	30'45.604	22.577	34.171	15.534	32.217	
28	1'52.339 P	20.619	35.040	16.477	40.203	336.4	20	1'38.854	20.617	31.486	15.046	31.705	336.4
29	11'33.746	21.537	32.983	15.784	32.405		21	1'38.979	20.681	31.552	15.030	31.716	336.4
30	1'40.263	20.848	31.864	15.378	32.173	336.4	22	1'39.147	20.567	31.662	15.047	31.871	336.4
31	1'39.240	20.528	31.584	15.211	31.917	339.6	23	1'39.658	20.660	31.730	15.311	31.957	335.4
32	1'39.393	20.642	31.553	15.228	31.970	337.5	24	1'39.802	20.654	31.745	15.363	32.040	335.4
33	1'51.653 P	23.617	33.369	15.855	38.812	337.5	25	1'39.521	20.657	31.673	15.230	31.961	335.4
							26	1'39.421	20.710	31.664	15.113	31.934	335.4

Fastest Lap: Francesco BAGNAIA Ducati Lenovo Team ITA **1'38.154** 20.386 31.349 14.981 31.438

These data/results cannot be reproduced, stored and/or transmitted in whole or in part by any manner of electronic, mechanical, photocopying, recording, broadcasting or otherwise now known or herein after developed without the previous express consent by the copyright owner, except for reproduction in daily press and regular printed publications on sale to the public within 60 days of the event related to those data/results and always provided that copyright symbol appears together as follows below.
© DORNA, 2023

Official MotoGP Timing by TISSOT
www.motogp.com



Day 2 Practice

MotoGP

Lap	Lap Time	T1	T2	T3	T4	Speed	Lap	Lap Time	T1	T2	T3	T4	Speed		
27	1'39.534	20.632	31.682	15.219	32.001	335.4	10th 10	Luca MARINI	Mooney VR46 Racing				ITA		
28	1'57.850 P	23.607	34.123	16.412	43.708	333.3			Runs=6	Total laps=30	Full laps=19		Valid laps=19		
29	46'33.010	24.482	35.719	15.935	33.661				1	1:35'01.626	23.333	35.128	16.247	33.832	
30	1'40.104	20.781	32.045	15.161	32.117	335.4			2	1'41.480	20.982	32.733	15.383	32.382	334.3
31	1'45.958	25.415	32.771	15.429	32.343	336.4			3	1'40.647	20.789	32.361	15.300	32.197	335.4
32	1'39.284	20.617	31.718	15.133	31.816	338.5			4	1'39.988	20.629	32.046	15.183	32.130	337.5
33	1'39.644	20.765	31.663	15.091	32.125	337.5			5	1'56.298 P	24.072	35.215	17.015	39.996	337.5
34	1'55.181 P	22.706	33.498	16.489	42.488	336.4			6	12'42.460	21.665	34.118	15.920	32.519	
35	12'24.219	24.496	35.464	15.772	32.818				7	1'40.089	20.622	32.239	15.242	31.986	334.3
36	1'41.811	22.146	32.249	15.174	32.242	333.3			8	1'39.201	20.544	31.771	15.137	31.749	334.3
37	1'39.919	20.935	31.695	15.248	32.041	335.4			9	1'39.013	20.499	31.762	15.015	31.737	336.4
38	1'39.940	20.709	31.953	15.173	32.105	334.3			10	1'38.893	20.473	31.647	15.048	31.725	336.4
39	1'53.410 P	22.308	34.009	15.944	41.149	336.4			11	1'49.188 P	20.447	32.831	17.492	38.418	337.5
9th 23	Enea BASTIANINI	Ducati Lenovo Team				ITA	12	15'50.707	22.097	33.468	15.573	32.537			
Runs=5	Total laps=38	Full laps=28		Valid laps=28		13	1'39.722	20.576	32.052	15.110	31.984	334.3			
1	39'49.758	23.483	34.758	16.008	32.841		14	1'39.492	20.493	31.894	15.106	31.999	334.3		
2	1'41.212	20.885	32.589	15.508	32.230	339.6	15	1'39.261	20.519	31.774	15.043	31.925	334.3		
3	1'41.549	20.973	32.683	15.457	32.436	339.6	16	1'56.604 P	24.286	36.458	16.520	39.340	335.4		
4	1'39.953	20.721	31.878	15.282	32.072	340.6	17	28'08.679	23.048	37.218	15.609	32.411			
5	1'40.023	20.787	31.906	15.247	32.083	340.6	18	1'46.353	20.497	35.222	15.925	34.709	334.3		
6	1'39.887	20.759	31.801	15.244	32.083	339.6	19	1'39.558	20.599	31.919	15.076	31.964	337.5		
7	1'51.575 P	21.805	32.986	16.158	40.626	340.6	20	1'39.503	20.570	31.811	15.116	32.006	339.6		
8	23'11.581	22.120	34.044	18.956	33.585		21	1'39.331	20.578	31.758	15.103	31.892	336.4		
9	1'40.699	20.882	32.242	15.421	32.154	339.6	22	1'56.480 P	24.482	35.280	16.583	40.135	337.5		
10	1'40.429	20.856	32.129	15.361	32.083	340.6	23	17'16.597	21.103	32.820	15.416	32.079			
11	1'48.689	20.773	31.922	15.233	40.761	337.5	24	1'47.541	20.641	33.981	19.976	32.943	334.3		
12	1'40.067	20.888	31.935	15.292	31.952	337.5	25	1'56.666	24.006	37.255	17.780	37.625	334.3		
13	1'49.419 P	21.536	32.892	15.776	39.215	339.6	26	1'40.587	20.741	32.504	15.261	32.081	337.5		
14	18'55.918	21.722	33.983	15.821	32.259		27	1'44.890	20.541	35.906	16.005	32.438	336.4		
15	1'39.218	20.419	31.792	15.228	31.779	339.6	28	1'39.267	20.474	31.850	15.079	31.864	334.3		
16	1'39.390	20.529	31.671	15.189	32.001	339.6	29	1'53.688 P	23.130	34.956	16.644	38.958	335.4		
17	1'45.494	22.415	32.740	17.889	32.450	339.6	30	28'05.575	21.773	34.811	16.403	33.515			
18	1'55.062 P	20.456	38.639	15.754	40.213	339.6	unfinished	20.749	32.294	15.227		330.2			
19	34'50.177	23.736	33.398	15.737	32.919		11th 36	Joan MIR	Repsol Honda Team				SPA		
20	1'48.872	21.762	34.237	15.758	37.115	334.3	Runs=7	Total laps=38	Full laps=24		Valid laps=24				
21	1'39.336	20.632	31.714	15.162	31.828	336.4	1	40'59.588	23.359	34.972	16.319	33.237			
22	1'39.064	20.508	31.696	15.113	31.747	338.5	2	1'41.996	21.262	32.714	15.545	32.475	327.2		
23	1'39.268	20.617	31.619	15.136	31.896	339.6	3	1'40.717	20.906	32.248	15.324	32.239	328.2		
24	1'50.741 P	23.071	33.066	15.536	39.068	339.6	4	1'53.995 P	22.583	33.546	16.246	41.620	330.2		
25	46'45.280	21.767	33.129	15.330	32.160		5	13'29.054	21.440	33.566	15.736	32.852			
26	1'39.102	20.553	31.607	15.180	31.762	336.4	6	1'41.274	21.117	32.300	15.434	32.423	328.2		
27	1'39.011	20.704	31.466	15.109	31.732	334.3	7	1'40.518	20.879	32.183	15.275	32.181	328.2		
28	1'38.889	20.498	31.503	15.121	31.767	337.5	8	1'40.393	20.890	31.996	15.331	32.176	330.2		
29	1'39.082	20.689	31.562	15.131	31.700	338.5	9	1'56.056 P	22.757	34.842	17.381	41.076	328.2		
30	1'39.311	20.528	31.954	15.094	31.735	338.5	10	16'47.851	21.956	33.982	15.745	32.568			
31	1'39.086	20.593	31.597	15.116	31.780	338.5	11	1'40.437	20.774	32.148	15.251	32.264	330.2		
32	1'39.200	20.619	31.636	15.105	31.840	337.5	12	1'39.636	20.702	31.915	15.157	31.862	327.2		
33	1'39.303	20.617	31.709	15.163	31.814	336.4	13	1'39.672	20.634	31.883	15.155	32.000	329.2		
34	1'39.355	20.704	31.706	15.165	31.780	337.5	14	1'39.776	20.682	31.987	15.169	31.938	328.2		
35	1'39.348	20.608	31.701	15.149	31.890	338.5	15	1'56.718 P	22.534	35.705	16.576	41.903	330.2		
36	1'39.251	20.652	31.616	15.188	31.795	339.6	16	31'10.017	21.747	33.577	15.710	32.696			
37	1'39.371	20.789	31.615	15.127	31.840	340.6	17	1'41.205	20.995	32.339	15.332	32.539	327.2		
38	1'52.235 P	22.407	33.530	15.849	40.449	341.7	18	1'40.186	20.823	32.000	15.228	32.135	328.2		
							19	1'39.928	20.736	31.914	15.185	32.093	328.2		

Fastest Lap: Francesco BAGNAIA Ducati Lenovo Team ITA **1'38.154** 20.386 31.349 14.981 31.438

These data/results cannot be reproduced, stored and/or transmitted in whole or in part by any manner of electronic, mechanical, photocopying, recording, broadcasting or otherwise now known or herein after developed without the previous express consent by the copyright owner, except for reproduction in daily press and regular printed publications on sale to the public within 60 days of the event related to those data/results and always provided that copyright symbol appears together as follows below.
© DORNA, 2023



Day 2 Practice

MotoGP

Lap	Lap Time	T1	T2	T3	T4	Speed	Lap	Lap Time	T1	T2	T3	T4	Speed
20	1'51.777 P	22.632	33.910	15.885	39.350	328.2	35	1'39.129	20.669	31.707	15.053	31.700	334.3
21	18'33.182	21.225	33.624	15.631	35.982		36	1'39.052	20.670	31.633	15.028	31.721	334.3
22	1'44.088	21.158	34.465	16.217	32.248	332.3	37	1'39.049	20.735	31.658	15.020	31.636	334.3
23	1'40.441	20.851	32.046	15.335	32.209	334.3	38	1'54.632 P	26.380	33.464	16.372	38.416	335.4
24	1'54.831 P	23.523	34.033	16.057	41.218	329.2	39	38'43.150	21.016	33.580	15.796	32.369	
25	15'15.302	22.863	33.153	15.496	32.317		40	1'39.990	20.816	31.999	15.234	31.941	333.3
26	1'39.782	20.793	31.913	15.135	31.941	328.2	41	1'39.334	20.760	31.712	15.041	31.821	334.3
27	1'39.100	20.543	31.708	15.003	31.846	330.2	42	1'39.254	20.714	31.692	15.055	31.793	336.4
28	1'39.004	20.587	31.587	15.026	31.804	328.2	43	1'39.264	20.725	31.643	15.103	31.793	334.3
29	1'56.571 P	25.155	35.438	15.931	40.047	329.2	44	1'39.494	20.804	31.666	15.120	31.904	334.3
30	43'26.711	21.266	33.707	15.663	32.542		45	2'00.613 P	29.781	35.105	16.098	39.629	333.3
31	1'40.262	20.727	32.199	15.242	32.094	328.2	13th 72 Marco BEZZECCHI Mooney VR46 Racing ITA						
32	1'39.770	20.724	31.801	15.145	32.100	330.2	Runs=7 Total laps=40 Full laps=26 Valid laps=26						
33	1'39.833	20.787	31.801	15.189	32.056	326.2	1	32'15.912	23.341	37.998	16.600	33.680	
34	1'39.655	20.702	31.794	15.168	31.991	330.2	2	1'44.737	23.884	32.999	15.545	32.309	338.5
35	1'39.893	20.765	31.875	15.161	32.092	329.2	3	1'41.881	21.201	32.946	15.590	32.144	338.5
36	1'39.891	20.781	31.919	15.195	31.996	329.2	4	1'40.040	21.039	31.814	15.206	31.981	338.5
37	1'46.679	20.906	35.728	16.428	33.617	330.2	5	1'39.528	20.553	31.885	15.213	31.877	337.5
38	1'51.364 P	20.903	34.955	16.310	39.196	333.3	6	1'49.185 P	20.656	32.255	15.889	40.385	338.5
12th 20 Fabio QUARTARAR Monster Energy Yama FRA							7	12'56.311	24.012	36.469	15.891	35.134	
Runs=7 Total laps=45 Full laps=31 Valid laps=31							8	1'40.572	20.972	32.151	15.388	32.061	336.4
1	28'54.811	20.780	34.150	16.000	32.861		9	1'40.050	20.834	31.910	15.348	31.958	338.5
2	1'41.040	21.066	32.406	15.448	32.120	333.3	10	1'40.254	20.650	31.788	15.592	32.224	337.5
3	1'40.120	20.849	32.046	15.267	31.958	334.3	11	1'39.485	20.695	31.688	15.123	31.979	337.5
4	1'39.857	20.918	31.936	15.188	31.815	339.6	12	1'49.233 P	21.672	32.910	16.028	38.623	336.4
5	1'39.652	20.781	31.860	15.181	31.830	336.4	13	16'29.335	24.379	34.031	15.900	32.937	
6	1'52.287 P	23.416	34.989	16.957	36.925	337.5	14	1'41.434	20.757	33.135	15.336	32.206	337.5
7	13'26.476	21.030	34.162	15.934	32.887		15	1'40.046	20.688	31.772	15.209	32.377	336.4
8	1'40.696	21.381	32.122	15.256	31.937	334.3	16	1'40.871	21.615	32.007	15.243	32.006	338.5
9	1'39.684	20.829	31.867	15.160	31.828	333.3	17	1'43.767	20.727	35.587	15.286	32.167	335.4
10	1'39.451	20.741	31.801	15.159	31.750	335.4	18	1'39.497	20.567	31.830	15.196	31.904	337.5
11	1'39.353	20.751	31.739	15.079	31.784	334.3	19	1'50.584 P	21.439	32.724	16.448	39.973	338.5
12	1'39.292	20.770	31.729	15.127	31.666	335.4	20	12'58.161	23.681	34.027	15.896	32.848	
13	1'54.772 P	25.827	34.504	16.489	37.952	334.3	21	1'40.851	21.242	32.171	15.332	32.106	337.5
14	12'07.022	21.846	33.600	15.655	33.227		22	1'39.252	20.529	31.664	15.141	31.918	337.5
15	1'40.912	20.971	32.468	15.342	32.131	332.3	23	1'42.586	20.634	31.881	17.655	32.416	339.6
16	1'44.088	23.676	32.839	15.379	32.194	335.4	24	1'39.879	20.577	31.668	15.481	32.153	339.6
17	1'48.686 P	20.951	32.092	16.547	39.096	336.4	25	1'48.435 P	21.664	32.706	15.813	38.252	338.5
18	23'04.423	20.425	33.490	15.593	32.531		26	15'45.275	22.739	34.368	16.254	35.310	
19	1'41.013	21.002	32.570	15.362	32.079	336.4	27	1'40.588	20.834	32.245	15.310	32.199	339.6
20	1'40.041	20.855	31.993	15.195	31.998	335.4	28	1'41.663	22.064	32.196	15.343	32.060	338.5
21	1'39.813	20.825	31.918	15.174	31.896	334.3	29	1'43.586	20.710	35.184	15.468	32.224	337.5
22	1'39.802	20.868	31.859	15.207	31.868	336.4	30	1'39.960	20.840	31.949	15.170	32.001	336.4
23	1'39.825	20.837	31.777	15.219	31.992	336.4	31	1'50.772 P	22.280	33.369	15.799	39.324	337.5
24	1'53.848 P	24.570	35.545	16.187	37.546	335.4	32	12'42.573	23.477	34.276	16.165	32.796	
25	26'43.759	21.229	33.943	15.681	32.602		33	1'47.692	23.843	33.820	16.554	33.475	337.5
26	1'45.759	20.972	37.125	15.418	32.244	332.3	34	1'39.326	20.591	31.762	15.046	31.927	339.6
27	1'40.056	20.827	32.008	15.210	32.011	332.3	35	1'46.686 P	20.527	31.501	15.370	39.288	338.5
28	1'39.670	20.822	31.788	15.133	31.927	332.3	36	8'38.950	22.849	33.865	15.757	32.267	
29	1'45.032	24.799	32.736	15.402	32.095	332.3	37	1'39.247	20.600	31.689	15.067	31.891	338.5
30	1'39.817	20.856	31.851	15.140	31.970	334.3	38	1'39.063	20.493	31.721	15.030	31.819	337.5
31	1'47.431 P	20.829	31.668	15.099	39.835	334.3	39	2'16.261	53.198	35.100	15.573	32.390	336.4
32	17'57.588	20.463	33.998	16.015	33.720		40	1'54.576 P	24.247	33.081	15.713	41.535	338.5
33	1'42.127	22.669	32.310	15.186	31.962	333.3							
34	1'39.304	20.737	31.732	15.063	31.772	334.3							

Fastest Lap: Francesco BAGNAIA Ducati Lenovo Team ITA **1'38.154** 20.386 31.349 14.981 31.438

These data/results cannot be reproduced, stored and/or transmitted in whole or in part by any manner of electronic, mechanical, photocopying, recording, broadcasting or otherwise now known or herein after developed without the previous express consent by the copyright owner, except for reproduction in daily press and regular printed publications on sale to the public within 60 days of the event related to those data/results and always provided that copyright symbol appears together as follows below.
© DORNA, 2023



Day 2 Practice

MotoGP

Lap	Lap Time	T1	T2	T3	T4	Speed	Lap	Lap Time	T1	T2	T3	T4	Speed
14th	42	Alex RINS LCR Honda CASTRO SPA					2	1'44.405	22.153	33.696	15.886	32.670	329.2
		Runs=8	Total laps=49	Full laps=33	Valid laps=33	3	1'40.775	21.093	32.167	15.327	32.188	331.2	
1	33'28.860	22.104	35.106	16.597	33.553	4	1'40.682	21.113	32.196	15.399	31.974	330.2	
2	1'43.420	22.094	33.041	15.707	32.578	5	1'40.406	21.011	32.039	15.291	32.065	332.3	
3	1'41.006	21.072	32.332	15.423	32.179	6	1'57.875 P	23.288	35.840	16.912	41.835	331.2	
4	1'40.389	20.854	32.081	15.302	32.152	7	41'17.999	25.608	36.816	16.942	34.124		
5	1'40.140	20.924	31.934	15.286	31.996	8	1'42.337	21.386	32.728	15.476	32.747	332.3	
6	1'54.995 P	23.080	34.549	16.886	40.480	9	1'40.281	21.040	32.190	15.182	31.869	333.3	
7	14'22.315	22.221	34.393	16.271	32.837	10	1'40.001	20.904	31.904	15.253	31.940	333.3	
8	1'41.229	21.124	32.465	15.377	32.263	11	1'58.736 P	25.271	35.252	16.386	41.827	335.4	
9	1'40.323	20.886	32.122	15.300	32.015	12	35'44.244	24.142	37.846	16.807	33.957		
10	1'40.262	20.854	32.064	15.273	32.071	13	1'42.074	21.430	32.807	15.510	32.327	329.2	
11	1'52.041 P	22.148	33.863	16.603	39.427	14	1'40.152	20.928	31.999	15.202	32.023	332.3	
12	16'26.275	21.958	34.890	16.368	33.389	15	1'40.075	20.983	31.868	15.192	32.032	330.2	
13	1'42.512	21.189	33.023	15.733	32.567	16	1'56.350 P	22.701	35.559	16.674	41.416	333.3	
14	1'40.396	20.886	32.243	15.285	31.982	17	18'40.411	26.471	37.220	16.528	33.992		
15	1'40.300	20.844	32.113	15.333	32.010	18	1'43.166	21.718	32.947	15.908	32.593	331.2	
16	1'54.146 P	20.844	32.073	15.326	45.903	19	1'40.066	20.827	32.056	15.197	31.986	335.4	
17	18'48.498	21.863	33.934	16.022	32.968	20	1'56.482 P	23.115	34.408	16.581	42.378	327.2	
18	1'40.102	20.814	32.104	15.225	31.959	21	14'30.295	23.524	35.574	16.164	33.053		
19	1'39.901	20.783	31.856	15.259	32.003	22	1'41.485	21.211	32.697	15.403	32.174	332.3	
20	1'40.182	20.885	32.026	15.263	32.008	23	1'39.309	20.746	31.754	15.094	31.715	333.3	
21	1'56.531 P	22.642	34.644	17.005	42.240	24	1'54.518 P	22.387	34.683	16.439	41.009	334.3	
22	16'39.202	22.139	33.843	16.212	33.668	25	19'11.766	22.969	39.787	16.959	33.545		
23	1'41.232	21.022	32.501	15.474	32.235	26	1'42.711	21.797	32.901	15.585	32.428	331.2	
24	1'40.722	20.995	32.163	15.414	32.150	27	1'39.319	20.869	31.738	15.127	31.585	333.3	
25	1'40.592	20.987	32.144	15.354	32.107	28	1'46.640	23.072	35.337	15.772	32.459	333.3	
26	1'55.185 P	21.469	34.401	16.653	42.662	29	1'50.167	20.756	40.108	16.691	32.612	333.3	
27	16'44.396	22.068	34.020	15.982	32.663	30	1'39.519	20.819	31.865	15.147	31.688	332.3	
28	1'40.317	20.842	32.141	15.302	32.032	31	1'56.992 P	22.868	35.683	16.816	41.625	329.2	
29	1'40.456	20.891	32.094	15.336	32.135	32	24'33.685	23.865	35.769	15.933	32.698		
30	1'57.307 P	24.600	35.486	16.912	40.309		unfinished	20.982	31.974	15.129		331.2	
31	16'17.165	20.906	34.082	16.060	32.684								
32	1'40.104	20.907	32.142	15.196	31.859								
33	1'39.458	20.716	31.865	15.139	31.738								
34	1'39.483	20.745	31.721	15.194	31.823								
35	1'39.696	20.777	31.792	15.227	31.900								
36	1'39.687	20.787	31.802	15.186	31.912								
37	1'39.474	20.753	31.802	15.147	31.772								
38	1'39.605	20.859	31.793	15.226	31.727								
39	1'39.943	20.975	31.887	15.178	31.903								
40	1'39.504	20.783	31.764	15.135	31.822								
41	1'39.331	20.724	31.711	15.112	31.784								
42	1'39.158	20.707	31.630	15.129	31.692								
43	1'39.273	20.712	31.648	15.108	31.805								
44	2'00.684 P	23.138	35.765	17.597	44.184								
45	33'38.153	21.523	34.172	16.287	32.902								
46	1'40.819	21.011	32.364	15.449	31.995								
47	1'39.787	20.803	31.897	15.227	31.860								
48	1'39.823	20.723	31.934	15.234	31.932								
49	1'53.852 P	20.845	34.770	17.257	40.980								
15th	30	Takaaki NAKAGAMI LCR Honda IDEMITS JPN					16th	44	Poi ESPARGARO GASGAS Factory Rac SPA				
		Runs=7	Total laps=32	Full laps=19	Valid laps=19			Runs=6	Total laps=35	Full laps=23	Valid laps=23		
1	40'46.432	24.175	37.020	19.330	35.051	1	33'09.943	22.068	35.648	16.470	33.522		
						2	1'46.913	23.340	33.853	16.228	33.492	336.4	
						3	1'40.877	20.856	32.210	15.502	32.309	335.4	
						4	1'40.384	20.849	32.021	15.351	32.163	336.4	
						5	1'49.096	24.011	35.464	16.219	33.402	336.4	
						6	1'48.654	20.839	36.338	16.728	34.749	334.3	
						7	1'53.136 P	22.721	36.190	16.648	37.577	334.3	
						8	25'50.706	20.915	34.947	16.386	33.173		
						9	1'45.655	22.902	33.870	15.950	32.933	335.4	
						10	1'41.211	21.093	32.362	15.425	32.331	334.3	
						11	1'40.724	20.899	32.077	15.505	32.243	334.3	
						12	1'49.874	20.807	36.810	16.541	35.716	337.5	
						13	1'48.747	20.970	32.056	15.480	40.241	336.4	
						14	1'40.233	20.844	32.051	15.285	32.053	338.5	
						15	1'51.906 P	23.465	34.371	16.631	37.439	338.5	
						16	12'06.465	21.706	34.166	16.048	32.834		
						17	1'40.036	20.775	31.965	15.339	31.957	335.4	
						18	1'39.526	20.722	31.726	15.246	31.832	337.5	
						19	1'59.277 P	26.850	38.733	16.334	37.360	335.4	
						20	37'46.509	21.394	34.887	16.540	33.489		
						21	1'50.991	21.123	33.264	16.123	40.481	331.2	

Fastest Lap:	Francesco BAGNAIA	Ducati Lenovo Team	ITA	1'38.154	20.386	31.349	14.981	31.438
---------------------	-------------------	--------------------	-----	-----------------	--------	--------	--------	--------

These data/results cannot be reproduced, stored and/or transmitted in whole or in part by any manner of electronic, mechanical, photocopying, recording, broadcasting or otherwise now known or herein after developed without the previous express consent by the copyright owner, except for reproduction in daily press and regular printed publications on sale to the public within 60 days of the event related to those data/results and always provided that copyright symbol appears together as follows below.
© DORNA, 2023



Day 2 Practice

MotoGP

Lap	Lap Time	T1	T2	T3	T4	Speed	Lap	Lap Time	T1	T2	T3	T4	Speed
22	1'40.443	21.010	32.101	15.360	31.972	335.4	5	1'42.963	21.493	33.537	15.487	32.446	332.3
23	1'44.536	24.341	32.465	15.370	32.360	334.3	6	1'40.802	20.962	32.371	15.396	32.073	330.2
24	1'40.372	20.906	31.984	15.357	32.125	334.3	7	1'40.336	20.953	32.111	15.291	31.981	332.3
25	1'54.868 P	24.716	35.319	16.929	37.904	332.3	8	1'40.070	20.860	32.069	15.248	31.893	332.3
26	18'10.824	21.562	33.997	16.372	33.080		9	1'50.463 P	20.929	34.566	16.565	38.403	331.2
27	1'45.199	21.192	35.185	16.008	32.814	333.3	10	37'54.902	25.448	40.623	19.761	39.405	
28	1'46.656	21.037	36.784	16.007	32.828	334.3	11	1'44.074	22.386	33.377	15.687	32.624	332.3
29	1'40.696	20.931	32.135	15.433	32.197	335.4	12	1'41.062	21.264	32.189	15.383	32.226	335.4
30	1'40.711	20.885	32.194	15.350	32.282	335.4	13	1'40.650	20.880	32.019	15.505	32.246	336.4
31	1'53.702 P	25.054	34.989	16.634	37.025	334.3	14	1'39.907	20.826	31.927	15.189	31.965	335.4
32	19'13.566	23.317	34.579	16.326	33.350		15	1'49.552 P	20.893	32.860	16.409	39.390	333.3
33	1'43.160	21.226	33.000	15.957	32.977	332.3	16	24'49.995	27.031	35.669	16.394	32.894	
34	1'43.482	20.921	32.298	16.607	33.656	329.2	17	1'41.124	21.224	32.290	15.336	32.274	335.4
35	1'52.410 P	20.973	36.611	16.893	37.933	332.3	18	1'45.112	21.577	32.225	15.532	35.778	334.3

17th 93 Marc MARQUEZ Repsol Honda Team SPA
Runs=7 Total laps=31 Full laps=18 Valid laps=21

1	43'29.500	20.834	34.739	16.233	33.337		22	46'43.475	26.419	38.477	16.872	38.818	
2	1'44.944	23.781	33.069	15.562	32.532	331.2	23	1'42.662	21.496	32.857	15.552	32.757	331.2
3	1'40.488	20.849	32.021	15.221	32.397	333.3	24	1'41.212	21.094	32.435	15.426	32.257	332.3
4	1'39.725	20.688	31.698	15.140	32.199	334.3	25	1'40.766	21.010	32.259	15.303	32.194	331.2
5	1'44.119	21.593	33.706	16.544	32.276	332.3	26	1'40.646	21.021	32.168	15.351	32.106	331.2
6	1'48.412 P	20.801	33.610	15.957	38.044	338.5	27	1'40.437	20.889	32.085	15.376	32.087	332.3
7	16'12.633	21.075	33.991	15.870	33.059		28	1'45.402	22.301	34.784	15.801	32.516	330.2
8	1'41.017	20.923	32.370	15.256	32.468	333.3	29	1'40.866	21.028	32.228	15.292	32.318	327.2
9	1'39.769	20.680	31.847	15.182	32.060	334.3	30	1'41.453	21.153	32.397	15.543	32.360	331.2
10	1'45.989 P	20.717	31.872	15.485	37.915	335.4	31	1'41.731	21.397	32.383	15.529	32.422	332.3
11	18'33.080	20.689	34.348	16.433	34.283		32	1'41.001	21.095	32.299	15.449	32.158	329.2
12	1'40.352	20.950	32.118	15.211	32.073	338.5	33	1'40.622	21.089	32.196	15.251	32.086	331.2
13	1'39.552	20.655	31.730	15.247	31.920	338.5	34	1'40.348	20.978	32.104	15.248	32.018	333.3
14	1'43.089	21.350	33.230	15.491	33.018	339.6	35	1'40.346	20.989	32.120	15.253	31.984	332.3
15	1'46.116 P	20.936	32.478	15.643	37.059	340.6	36	1'40.245	20.955	32.057	15.287	31.946	333.3
16	14'40.472	20.268	33.787	15.899	32.898		37	1'40.065	20.983	31.929	15.218	31.935	334.3
17	1'41.447	21.076	32.464	15.428	32.479	333.3	38	1'40.297	21.017	31.944	15.304	32.032	336.4
18	1'39.767	20.747	31.717	15.157	32.146	334.3	39	1'40.193	21.003	31.965	15.223	32.002	334.3
19	1'39.720	20.626	31.768	15.146	32.180	332.3	40	1'40.344	20.916	32.015	15.235	32.178	335.4
20	1'41.305	22.034	31.989	15.088	32.194	333.3	41	1'40.199	21.005	31.910	15.214	32.070	332.3
unfinished	36.157					220.8	42	1'39.667	20.847	31.872	15.158	31.790	332.3
21	1'45.791	21.233	34.480	16.056	34.022		43	1'56.189 P	25.234	34.997	16.656	39.302	333.3
22	1'43.452	20.986	32.696	15.623	34.147	330.2							
23	1'40.139	20.732	31.943	15.238	32.226	336.4							
24	1'40.198	20.719	31.942	15.295	32.242	334.3							
25	1'50.166 P	22.681	34.187	15.624	37.674	332.3							
26	13'04.260	20.126	34.240	16.229	33.610								
27	1'40.292	20.778	32.111	15.223	32.180	341.7							
28	1'41.619	21.336	32.227	15.502	32.554	337.5							
29	1'40.280	20.802	32.011	15.199	32.268	336.4							
30	1'47.399 P	21.591	32.889	15.672	37.247	335.4							
31	11'39.841	19.163	33.619	15.457	32.044								

19th 21 Franco MORBIDELL Monster Energy Yama ITA
Runs=8 Total laps=39 Full laps=23 Valid laps=23

1	39'38.256	23.352	35.701	16.529	33.500	
2	1'48.149	25.501	33.817	15.997	32.834	330.2
3	1'41.611	21.170	32.424	15.610	32.407	330.2
4	1'41.125	20.952	32.226	15.579	32.368	331.2
5	1'52.644 P	20.989	35.860	16.546	39.249	330.2
6	14'50.897	24.622	34.823	16.020	32.845	
7	1'40.909	21.013	32.308	15.432	32.156	332.3
8	1'40.334	20.835	31.996	15.435	32.068	332.3
9	1'40.087	20.749	31.852	15.359	32.127	333.3
10	1'40.193	20.756	31.974	15.372	32.091	332.3
11	1'57.371 P	23.242	37.882	16.797	39.450	331.2
12	20'06.122	22.480	34.623	16.060	32.623	
13	1'41.631	20.879	32.226	15.409	33.117	332.3
14	1'40.078	20.769	31.928	15.390	31.991	332.3

18th 37 Augusto FERNAND GASGAS Factory Rac SPA
Runs=4 Total laps=43 Full laps=35 Valid laps=35

1	51'04.533	25.771	35.906	16.532	33.417	
2	1'42.080	21.284	32.817	15.528	32.451	333.3
3	1'44.800	23.726	32.984	15.647	32.443	332.3
4	1'40.968	20.989	32.458	15.428	32.093	334.3

Fastest Lap: Francesco BAGNAIA Ducati Lenovo Team ITA **1'38.154** 20.386 31.349 14.981 31.438

These data/results cannot be reproduced, stored and/or transmitted in whole or in part by any manner of electronic, mechanical, photocopying, recording, broadcasting or otherwise now known or herein after developed without the previous express consent by the copyright owner, except for reproduction in daily press and regular printed publications on sale to the public within 60 days of the event related to those data/results and always provided that copyright symbol appears together as follows below.
© DORNA, 2023



Day 2 Practice

MotoGP

Lap	Lap Time	T1	T2	T3	T4	Speed	Lap	Lap Time	T1	T2	T3	T4	Speed
15	1'40.052	20.754	31.860	15.418	32.020	333.3	21st 43 Jack MILLER						Red Bull KTM Factory AUS
16	2'00.661 P	25.100	38.289	16.850	40.422	334.3	Runs=5	Total laps=36	Full laps=26 Valid laps=26				
17	24'38.138	22.824	34.536	16.316	32.919		1	39'12.795	23.497	35.250	16.756	33.639	
18	1'40.607	20.870	32.079	15.483	32.175	332.3	2	1'42.600	21.509	32.651	15.759	32.681	328.2
19	1'40.421	20.844	31.894	15.341	32.342	332.3	3	1'41.433	21.213	32.276	15.493	32.451	330.2
20	1'40.150	20.759	31.951	15.381	32.059	330.2	4	1'41.060	21.167	31.999	15.416	32.478	330.2
21	2'02.668 P	23.133	39.350	17.950	42.235	331.2	5	1'41.202	21.296	32.046	15.460	32.400	331.2
22	25'24.626	22.366	37.566	17.060	32.804		6	1'49.431	24.940	35.597	15.937	32.957	329.2
23	1'40.667	20.954	32.216	15.428	32.069	333.3	7	1'41.089	21.162	32.152	15.449	32.326	332.3
24	1'40.527	20.827	32.387	15.378	31.935	334.3	8	1'56.277 P	23.922	34.836	16.631	40.888	329.2
25	1'40.141	20.804	31.957	15.312	32.068	332.3	9	45'28.691	23.399	35.391	16.471	33.090	
26	1'39.913	20.718	31.831	15.295	32.069	334.3	10	1'41.633	21.195	32.455	15.685	32.298	331.2
27	1'57.145 P	24.015	37.093	16.886	39.151	333.3	11	1'41.323	21.107	32.197	15.506	32.513	333.3
28	18'02.184	22.016	34.218	16.039	32.684		12	1'44.141	22.544	33.341	15.621	32.635	329.2
29	1'40.330	20.790	32.062	15.339	32.139	333.3	13	1'53.969 P	21.080	38.558	17.409	36.922	336.4
30	1'40.055	20.779	31.803	15.353	32.120	334.3	14	27'01.960	25.826	34.422	15.892	32.812	
31	1'40.058	20.824	31.837	15.346	32.051	333.3	15	1'40.453	20.944	32.181	15.278	32.050	332.3
32	1'59.897 P	21.393	39.582	17.863	41.059	331.2	16	1'40.156	20.918	31.964	15.270	32.004	332.3
33	11'43.242	23.509	36.404	16.164	32.441		17	1'47.043	21.009	38.409	15.537	32.088	332.3
34	1'40.382	20.886	32.016	15.452	32.028	335.4	18	1'41.169	20.954	32.044	15.190	32.981	330.2
35	1'40.126	20.615	32.270	15.319	31.922	335.4	19	1'52.644 P	20.955	36.545	15.895	39.249	331.2
36	2'07.412 P	24.196	41.622	20.382	41.212	333.3	20	22'46.491	22.168	35.287	16.284	32.758	
37	12'31.710	23.540	33.488	15.964	32.708		21	1'40.780	21.139	32.038	15.379	32.224	330.2
38	1'40.341	20.820	31.972	15.302	32.247	335.4	22	1'40.182	20.919	31.857	15.248	32.158	331.2
39	1'50.320 P	20.866	31.962	15.477	42.015	333.3	23	1'43.097	21.314	33.853	15.761	32.169	333.3
20th 33 Brad BINDER							Red Bull KTM Factory RSA						
Runs=6 Total laps=26 Full laps=16 Valid laps=18													
1	36'07.976	23.430	36.007	16.798	34.776		24	1'40.421	20.814	32.040	15.304	32.263	332.3
2	1'54.028 P	24.110	33.653	15.846	40.419	334.3	25	1'40.517	20.821	31.917	15.287	32.492	332.3
3	12'18.227	24.271	35.034	17.231	39.058		26	1'49.285	20.900	35.265	17.378	35.742	334.3
4	1'40.601	20.836	32.281	15.373	32.111	335.4	27	1'42.226	20.874	33.075	15.661	32.616	336.4
unfinished							333.3						
5	1'51.693 *	27.11.*	35.371	16.235	32.975		28	1'40.079	20.909	32.005	15.173	31.992	334.3
6	1'45.069	21.327	32.878	18.448	32.416	333.3	29	1'57.217 P	24.065	37.768	16.231	39.153	334.3
7	1'40.674	20.954	32.416	15.271	32.033	336.4	30	44'32.776	22.104	34.044	15.785	32.627	
8	1'44.226	24.186	32.193	15.628	32.219	337.5	31	1'41.800	21.401	32.295	15.512	32.592	333.3
9	1'41.486	20.803	32.034	15.454	33.195	334.3	32	1'40.547	20.874	31.948	15.328	32.397	334.3
10	1'40.214	20.831	32.037	15.284	32.062	332.3	33	1'40.420	21.040	31.920	15.242	32.218	332.3
11	1'45.317	24.040	32.879	15.920	32.478	333.3	34	1'44.492	21.423	34.554	16.247	32.268	330.2
12	1'52.190 P	21.000	34.700	15.708	40.782	335.4	35	1'40.341	20.862	32.005	15.266	32.208	333.3
13	32'35.586	24.214	34.248	15.982	32.931		36	1'51.956 P	20.899	35.696	17.119	38.242	333.3
14	1'41.328	21.052	32.394	15.429	32.453	334.3	22nd 51 Michele PIRRO						Ducati Team ITA
15	1'40.496	20.922	32.181	15.265	32.128	334.3	Runs=5	Total laps=33	Full laps=23 Valid laps=23				
16	1'46.024	20.839	37.633	15.343	32.209	335.4	1	36'15.226	27.574	37.397	17.465	34.433	
17	1'40.429	20.876	32.033	15.318	32.202	335.4	2	1'44.483	21.960	33.435	15.986	33.102	329.2
18	1'40.454	20.989	31.964	15.231	32.270	336.4	3	1'42.527	21.485	32.707	15.708	32.627	330.2
19	1'55.967 P	24.079	33.285	15.738	42.865	335.4	4	1'41.501	21.158	32.419	15.543	32.381	330.2
20	20'44.873	24.505	33.527	15.774	32.832		5	2'03.761 P	21.993	36.725	16.753	48.290	330.2
21	1'46.456	20.992	32.510	20.284	32.670	333.3	6	18'33.511	28.705	35.240	16.499	33.376	
22	1'40.243	20.731	32.194	15.211	32.107	337.5	7	1'42.420	21.345	32.705	15.805	32.565	329.2
23	1'40.029	20.820	31.940	15.217	32.052	337.5	8	1'41.625	21.206	32.414	15.620	32.385	331.2
24	1'40.136	20.785	32.006	15.221	32.124	337.5	9	1'41.570	21.104	32.491	15.492	32.483	331.2
25	1'40.374	20.724	32.164	15.249	32.237	336.4	10	2'01.477 P	21.053	36.913	16.808	46.703	331.2
26	1'58.017 P	26.743	32.491	15.352	43.431	336.4	11	26'39.409	26.358	36.225	15.982	32.758	
unfinished							24.100 33.660 15.842						
Fastest Lap: Francesco BAGNAIA							Ducati Lenovo Team ITA 1'38.154 20.386 31.349 14.981 31.438						

These data/results cannot be reproduced, stored and/or transmitted in whole or in part by any manner of electronic, mechanical, photocopying, recording, broadcasting or otherwise now known or herein after developed without the previous express consent by the copyright owner, except for reproduction in daily press and regular printed publications on sale to the public within 60 days of the event related to those data/results and always provided that copyright symbol appears together as follows below.
© DORNA, 2023

Official MotoGP Timing by **TISSOT**
www.motogp.com

Portimao, Sunday, March 12, 2023

Page 8 of 9



Day 2 Practice

MotoGP

Lap	Lap Time	T1	T2	T3	T4	Speed	Lap	Lap Time	T1	T2	T3	T4	Speed
15	1'48.251	23.093	36.716	15.844	32.598	335.4							
16	1'40.616	21.069	32.074	15.440	32.033	335.4							
17	1'40.859	20.989	32.092	15.410	32.368	334.3							
18	2'05.266 P	21.147	40.511	16.952	46.656	335.4							
19	46'56.305	27.954	36.178	17.575	32.893								
20	1'41.667	21.400	32.804	15.437	32.026	331.2							
21	1'40.918	21.137	32.219	15.456	32.106	332.3							
22	1'41.263	21.156	32.240	15.523	32.344	333.3							
23	1'47.710	21.094	32.228	18.399	35.989	331.2							
24	1'41.609	21.388	32.500	15.450	32.271	327.2							
25	1'41.343	21.142	32.592	15.438	32.171	332.3							
26	1'40.877	21.059	32.219	15.411	32.188	331.2							
27	2'01.382 P	22.665	36.415	16.855	45.447	332.3							
28	33'53.334	25.919	35.012	16.338	33.188								
29	1'41.650	21.227	32.641	15.486	32.296	330.2							
30	1'40.744	21.084	32.162	15.415	32.083	331.2							
31	1'43.412	21.429	34.262	15.539	32.182	327.2							
32	1'40.977	21.083	32.180	15.474	32.240	332.3							
33	2'01.199 P	21.145	35.477	17.088	47.489	331.2							

Fastest Lap: Francesco BAGNAIA Ducati Lenovo Team ITA **1'38.154** 20.386 31.349 14.981 31.438

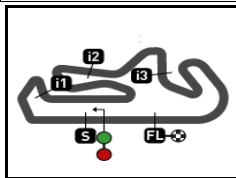
These data/results cannot be reproduced, stored and/or transmitted in whole or in part by any manner of electronic, mechanical, photocopying, recording, broadcasting or otherwise now known or herein after developed without the previous express consent by the copyright owner, except for reproduction in daily press and regular printed publications on sale to the public within 60 days of the event related to those data/results and always provided that copyright symbol appears together as follows below.
© DORNA, 2023

Official MotoGP Timing by **TISSOT**
www.motogp.com

Portimao, Sunday, March 12, 2023

Page 9 of 9





4592 m.

PORTIMAO MotoGP™ OFFICIAL TEST

Day 2 Practice

Best Partial Times

MotoGP™

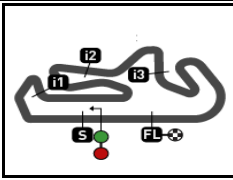
IT Ideal Lap Time, sum of the best partial times

BT Best Lap Time

T1		T2		T3		T4				IT		BT
Pos	Rider	Time	Rider	Time	Rider	Time	Rider	Time	Pos	Rider	IT	BT
1	F.BAGNAIA	20.386	M.OLIVEIRA	31.325	J.MARTIN	14.943	A.ESPARGARO	31.418	1	F.BAGNAIA	1'38.154	1'38.154 (1)
2	A.MARQUEZ	20.402	F.BAGNAIA	31.349	J.ZARCO	14.944	J.ZARCO	31.422	2	J.ZARCO	1'38.215	1'38.345 (2)
3	E.BASTIANINI	20.419	J.MARTIN	31.356	F.BAGNAIA	14.981	F.BAGNAIA	31.438	3	A.MARQUEZ	1'38.235	1'38.402 (3)
4	L.MARINI	20.447	A.MARQUEZ	31.358	J.MIR	15.003	A.MARQUEZ	31.456	4	J.MARTIN	1'38.330	1'38.434 (4)
5	J.ZARCO	20.464	J.ZARCO	31.385	L.MARINI	15.015	J.MARTIN	31.550	5	M.OLIVEIRA	1'38.483	1'38.584 (5)
6	M.VIÑALES	20.481	E.BASTIANINI	31.466	A.MARQUEZ	15.019	M.OLIVEIRA	31.572	6	M.VIÑALES	1'38.678	1'38.678 (6)
7	J.MARTIN	20.481	R.FERNANDEZ	31.486	F.QUARTARARO	15.020	T.NAKAGAMI	31.585	7	E.BASTIANINI	1'38.679	1'38.889 (9)
8	M.BEZZECCHI	20.493	M.BEZZECCHI	31.501	R.FERNANDEZ	15.030	M.VIÑALES	31.604	8	R.FERNANDEZ	1'38.788	1'38.854 (8)
9	J.MIR	20.543	M.VIÑALES	31.511	M.BEZZECCHI	15.030	F.QUARTARARO	31.636	9	L.MARINI	1'38.834	1'38.893 (10)
10	M.OLIVEIRA	20.544	J.MIR	31.587	M.OLIVEIRA	15.042	A.RINS	31.692	10	M.BEZZECCHI	1'38.843	1'39.063 (13)
11	R.FERNANDEZ	20.567	A.RINS	31.630	M.VIÑALES	15.082	E.BASTIANINI	31.700	11	A.ESPARGAR	1'38.850	1'38.850 (7)
12	A.ESPARGARO	20.582	F.QUARTARARO	31.633	M.MARQUEZ	15.088	R.FERNANDEZ	31.705	12	J.MIR	1'38.937	1'39.004 (11)
13	F.MORBIDELLI	20.615	L.MARINI	31.647	E.BASTIANINI	15.094	L.MARINI	31.725	13	F.QUARTARAR	1'38.958	1'39.049 (12)
14	M.MARQUEZ	20.626	M.MARQUEZ	31.698	T.NAKAGAMI	15.094	A.FERNANDEZ	31.790	14	A.RINS	1'39.137	1'39.158 (14)
15	F.QUARTARARO	20.669	A.ESPARGARO	31.699	A.RINS	15.108	J.MIR	31.804	15	T.NAKAGAMI	1'39.163	1'39.309 (15)
16	A.RINS	20.707	P.ESPARGARO	31.726	A.ESPARGARO	15.151	M.BEZZECCHI	31.819	16	M.MARQUEZ	1'39.332	1'39.552 (17)
17	P.ESPARGARO	20.722	T.NAKAGAMI	31.738	A.FERNANDEZ	15.158	P.ESPARGARO	31.832	17	P.ESPARGAR	1'39.526	1'39.526 (16)
18	B.BINDER	20.724	F.MORBIDELLI	31.803	J.MILLER	15.173	M.MARQUEZ	31.920	18	F.MORBIDELLI	1'39.635	1'39.913 (19)
19	T.NAKAGAMI	20.746	J.MILLER	31.857	B.BINDER	15.211	F.MORBIDELLI	31.922	19	A.FERNANDEZ	1'39.646	1'39.667 (18)
20	J.MILLER	20.814	A.FERNANDEZ	31.872	P.ESPARGARO	15.246	J.MILLER	31.992	20	J.MILLER	1'39.836	1'40.079 (21)
21	A.FERNANDEZ	20.826	B.BINDER	31.940	F.MORBIDELLI	15.295	M.PIRRO	32.010	21	B.BINDER	1'39.908	1'40.029 (20)
22	M.PIRRO	20.989	M.PIRRO	32.074	M.PIRRO	15.403	B.BINDER	32.033	22	M.PIRRO	1'40.476	1'40.616 (22)


These data/results cannot be reproduced, stored and/or transmitted in whole or in part by any manner of electronic, mechanical, photocopying, recording, broadcasting or otherwise now known or herein after developed without the previous express consent by the copyright owner, except for reproduction in daily press and regular printed publications on sale to the public within 60 days of the event related to those data/results and always provided that copyright symbol appears together as follows below.
© DORNA, 2023





4592 m.

PORTIMAO MotoGP™ OFFICIAL TEST
Day 2 Practice
Fastest Laps Sequence

<i>Practice Time</i>	 <i>Rider</i>	<i>Nation</i>	<i>Motorcycle</i>	<i>Time</i>	<i>Km/h</i>	<i>Rider's Lap</i>
17'41.023	1 Francesco BAGNAIA	ITA	DUCATI	1'41.030	163.6	2
19'20.751	1 Francesco BAGNAIA	ITA	DUCATI	1'39.728	165.7	3
22'39.861	1 Francesco BAGNAIA	ITA	DUCATI	1'39.373	166.3	5
37'02.148	89 Jorge MARTIN	SPA	DUCATI	1'39.342	166.4	5
44'25.872	73 Alex MARQUEZ	SPA	DUCATI	1'39.264	166.5	6
58'15.150	89 Jorge MARTIN	SPA	DUCATI	1'38.940	167.0	13
1:32'18.724	41 Aleix ESPARGARO	SPA	APRILIA	1'38.850	167.2	11
1:58'31.500	73 Alex MARQUEZ	SPA	DUCATI	1'38.717	167.4	24
2:04'37.882	89 Jorge MARTIN	SPA	DUCATI	1'38.434	167.9	30
2:14'07.643	1 Francesco BAGNAIA	ITA	DUCATI	1'38.154	168.4	21

These data/results cannot be reproduced, stored and/or transmitted in whole or in part by any manner of electronic, mechanical, photocopying, recording, broadcasting or otherwise now known or herein after developed without the previous express consent by the copyright owner, except for reproduction in daily press and regular printed publications on sale to the public within 60 days of the event related to those data/results and always provided that copyright symbol appears together as follows below.

© DORNA, 2023

Official MotoGP Timing by **TISSOT**
www.motogp.com

Portimao, Sunday, March 12, 2023

